



2013-16

☆ZFF76ZHB000198002☆
HYBRID VEHICLE



Ferrari

LaFerrari

FERRARI

VEHICLE INFORMATION


IMMOBILIZE VEHICLE

1. Chock the wheels.
2. Set parking brake.
(pull lever, on dashboard left of steering wheel)
3. Place vehicle into park.
(center console)

DISABLE VEHICLE

PRIMARY PROCEDURE

1. Turn the ignition switch to OFF.
Remove key.
2. Open engine compartment. Pull lever under the rear driver side door jamb.
3. Remove cosmetic engine cover.
4. Cut 12V battery positive cable (near Hybrid Power Unit) in two marked positions and remove section.
5. Cut 12V battery negative cable (engine compartment, left side) in two marked positions and remove section.



Turn Key to OFF



Hood Release



Remove Cosmetic Engine Cover






Cut 12V Battery Positive Cable As Marked



Cut 12V Battery Negative Cable As Marked

WARNINGS

-  NEVER cut, breach, or touch high voltage components or cabling. Doing so could result in serious injury or death.
-  The high voltage system may remain powered for up to 30 seconds after vehicle is shut off.
-  Lack of engine noise does not mean vehicle is OFF. Silent movement or instant restart capability exists until vehicle is fully shut down.